

# R&S® RTC1000 Oscilloscopes

## Great value



### The perfect choice for

Education

R&D troubleshooting

Electronics hobbyists

Production tests and repair

### Key specifications

Bandwidth	50 MHz, 70 MHz, 100 MHz, 200 MHz, 300 MHz
Channels	2 analog channels + 8 digital channels (with MSO option)
Max. sampling rate	2 Gsample/s (interleaved)
Memory	2 Msample
Display	6.5" capacitive touch 640 x 480 resolution
Boot time	7 seconds
Max. update rate	10 000 waveforms per second
Connectivity	LAN, USB host and device ports
Upgradable	bandwidth, protocol trigger and decode, MSO, pattern generator and arbitrary waveform generator
Warranty	standard 3-year

### Get your results quicker

What sets these scopes apart from all others in their class? New, advanced technology.

- Low-noise frontend for best results
- X-in-1 instrument that offers the functionality of an oscilloscope, logic analyzer, protocol analyzer, frequency analyzer, pattern generator, function generator, digital voltmeter and component tester

### Your benefit

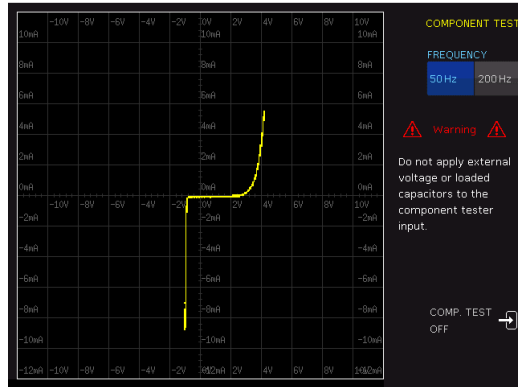
Get your results faster  
Investment protection  
Compactness saves desk space

### Features

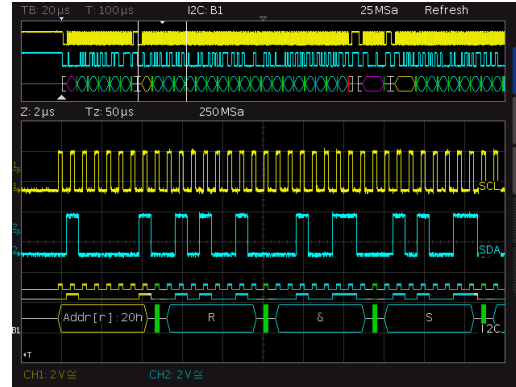
Fast boot time and auto measurement for concise and comprehensive results  
Can be scaled to fit your needs with software licenses  
Highest integration in a small form factor

► For more information, visit  
[www.rohde-schwarz.com/catalog/RTC1000](http://www.rohde-schwarz.com/catalog/RTC1000)

## Quickly assess your components with the integrated tester



## Gather insight into the digital communications on your circuitry



## Ordering information

### Step 1: Choose your oscilloscope model

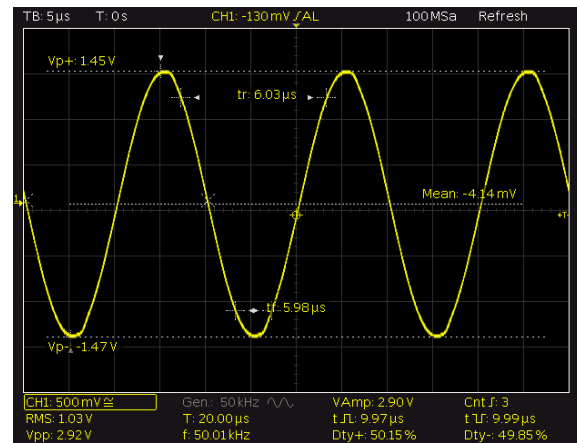

Two-channel model: R&S®RTC1002

**Included:** All models include an R&S®RT-ZP03 single-ended passive probe for each channel, power cord and 3-year warranty.

### Step 2: Choose your bandwidth option

50 MHz bandwidth	standard
70 MHz bandwidth	R&S®RTC-B220
100 MHz bandwidth	R&S®RTC-B221
200 MHz bandwidth	R&S®RTC-B222
300 MHz bandwidth	R&S®RTC-B223

## X-in-1 oscilloscope



QuickView: automatic measurement and graphical display at the push of a button.

### Step 3: Choose your options and accessories

#### Software options

Triggering and decoding: R&S®RTC-K1 I<sup>2</sup>C/SPI, R&S®RTC-K2 UART/RS-232/422/485, R&S®RTC-K3 CAN/LIN

Application bundle: R&S®RTC-PK1 (includes R&S®RTC-K1, -K2, -K3, -K15, -B6)

#### Hardware options

R&S®RTC-B1 mixed signal upgrade for non-MSO models, 250 MHz

R&S®RTC-B6 arbitrary waveform generator

#### Accessories

R&S®RTC-Z1 plastic front cover

R&S®RTC-Z3 soft carrying bag

R&S®ZZA-RTC1K rackmount kit

Rohde & Schwarz GmbH & Co. KG | Europe, Africa, Middle East +49 89 4129 12345 | North America 1 888 TEST RSA (1 888 837 87 72)  
Latin America +1 410 910 79 88 | Asia Pacific +65 65 13 04 88 | China +86 800 810 82 28 / +86 400 650 58 96

[www.rohde-schwarz.com](http://www.rohde-schwarz.com) | [customersupport@rohde-schwarz.com](mailto:customersupport@rohde-schwarz.com)

R&S® is a registered trademark of Rohde & Schwarz GmbH & Co. KG | PD 3607.7470.32 | Version 01.00 | January 2018 (pw)

Trade names are trademarks of the owners | R&S®RTC1000 Digital Oscilloscopes | Data without tolerance limits is not binding

Subject to change | © 2018 Rohde & Schwarz GmbH & Co. KG | 81671 Munich, Germany

Rohde & Schwarz Representative

Thurlby Thandar Instrument Distribution  
Glebe Road, Huntingdon, PE29 7DR, UK  
+44 (0)1480 412 451  
sales@ttid.co.uk  
www.ttid.co.uk

**TTid**.co.uk

THURLBY THANDAR  
instrument distribution