



R&S®SMCV100B VECTOR SIGNAL GENERATOR

Maximum flexibility in applications and in production

The perfect choice for



General purpose	Labs
EMC testing and validation	Manufacturing

Key specifications	
Frequency	4 kHz to 3 / 6 / 7.125 GHz
RF output power	Up to +25 dBm
Phase noise	< -125 dBc (at 1 GHz, 10 kHz offset)
Display	5" touch display (800 x 480 pixel)

Product description

- ▶ The R&S®SMCV100B features a new direct RF DAC concept for RF signal generation. This concept enables I/Q modulation and upconversion in the digital domain, eliminating the I and Q imbalance errors and LO leakage found in conventional analog I/Q modulators.
- ▶ The R&S®SMCV100B options concept is fully software defined. No additional hardware needs to be installed to maintain full device functionality. This also includes the upgrade of the RF frequency, memory, I/Q modulation bandwidth and all other R&S®SMCV100B options that can be used to cover different applications.

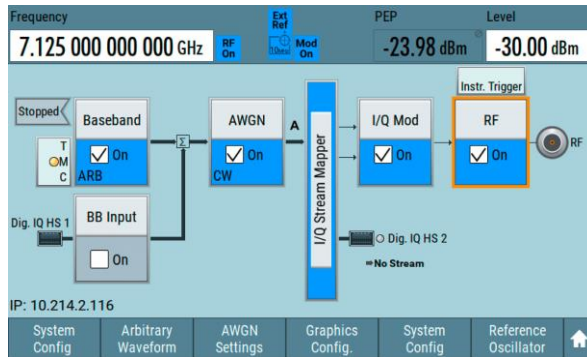
Your benefit	Features
First multi-standard platform for automotive, broadcast, navigation and wireless applications	<ul style="list-style-type: none"> ▶ Modern RF signal generation concept with direct RF from 8 kHz up to 7.125 GHz <ul style="list-style-type: none"> - 4 kHz up to 7.125 GHz - Direct RF upconversion up to 2.5 GHz - Modulation bandwidth up to 240 MHz ▶ Powerful internal baseband generator <ul style="list-style-type: none"> - Real-time broadcast coder - Custom digital modulation - Internal baseband signal generation with ARB ▶ I/Q streaming capabilities <ul style="list-style-type: none"> - Playback of long I/Q sequences from solid state disk drive for EMC testing ▶ Support of R&S®WinIQSIM2™ waveform generation <ul style="list-style-type: none"> - Wireless standards such as 5G NR, LTE, noncellular IoT, Wi-Fi (IEEE 802.11) - Navigation standards for functional Go/NoGo tests and predefined position fix tests
Maximum flexibility in production	<ul style="list-style-type: none"> ▶ From functional end-of-line testing (EOLT) to application-specific device software testing ▶ Temporary and transferable software licenses ▶ Fully software defined signal generation for easy upgrading at customer site ▶ Standardization of production lines with a single vector signal generator ▶ Minimizes production line downtime
User friendly in every detail	<ul style="list-style-type: none"> ▶ Half a rack size, great performance, leading operating concept with block diagrams ▶ 5" touch display (800 x 480 pixel) in a 2 HU instrument ▶ SCPI macro recorder



For more information, visit:

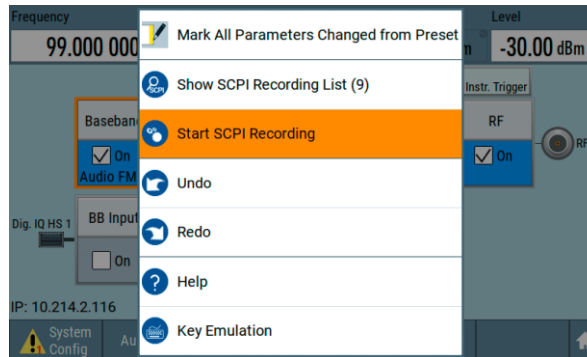
<http://www.rohde-schwarz.com/product/SMCV100B>

Graphical user interface with block diagrams



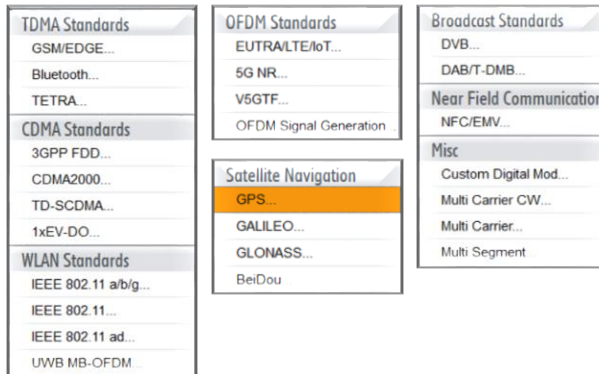
Instantly see the signal flow in the R&S®SMCV100B as well as the status of instrument inputs and outputs. An integrated graphic function displays the generated signal in real time.

Built-in SCPI macro recorder



The integrated SCPI macro recorder has a built-in code generator that allows users to automatically record all manual settings and create a directly executable MATLAB® script.

R&S®WinIQSIM2™ waveform generation



Modulated signals for different standards can be generated with the R&S®WinIQSIM2™ simulation software. The software supports wireless standards such as 5G and LTE and the generation of noncellular signals such as Wi-Fi (IEEE 802.11x) and many others.

Digital standards

Cellular standards	
GSM/EDGE	R&S®SMCVB-K240
EDGE Evolution	R&S®SMCVB-K241
3GPP FDD	R&S®SMCVB-K242
CDMA2000®	R&S®SMCVB-K246
1xEV-DO Rev. A	R&S®SMCVB-K247
TD-SCDMA	R&S®SMCVB-K250
TD-SCDMA enhanced BS/MS tests	R&S®SMCVB-K251
EUTRA/LTE	R&S®SMCVB-K255
3GPP FDD HSPA/HSPA+, enhanced BS/MS tests	R&S®SMCVB-K283
EUTRA/LTE Release 9 and enhanced features	R&S®SMCVB-K284
EUTRA/LTE Release 10 (LTE-Advanced)	R&S®SMCVB-K285
1xEV-DO Rev. B	R&S®SMCVB-K287
EUTRA/LTE Release 12	R&S®SMCVB-K413
Cellular IoT	R&S®SMCVB-K415
Verizon 5GTF signals	R&S®SMCVB-K418
LTE Release 13 and 14	R&S®SMCVB-K419
Cellular IoT enhancements	R&S®SMCVB-K443
5G NR	R&S®SMCVB-K444
Cellular IoT Release 15	R&S®SMCVB-K446

Order information and popular options

Description	Item
Vector signal generator	R&S®SMCV100B
Frequency options	
8 kHz to 3 GHz	R&S®SMCV-B103
Frequency extension to 6 GHz	R&S®SMCVB-KB106
Frequency extension to 7.125 GHz	R&S®SMCVB-KB107
RF options	R&S®SMCV-B103
High output power	R&S®SMCVB-K31
Low phase noise	R&S®SMCVB-K709

Digital standards

Wireless connectivity standards	
IEEE 802.11 (a/b/g/n/j/p)	R&S®SMCVB-K254
Bluetooth® EDR	R&S®SMCVB-K260
IEEE 802.11ac	R&S®SMCVB-K286
Bluetooth® 5.0	R&S®SMCVB-K417
LORA	R&S®SMCVB-K431
IEEE 802.11ax	R&S®SMCVB-K442
Navigation standards	
GPS (1 satellite)	R&S®SMCVB-K244
Galileo (1 satellite)	R&S®SMCVB-K266
GLONASS (1 satellite)	R&S®SMCVB-K294
NavIC/IRNSS (1 satellite)	R&S®SMCVB-K297
Modernized GPS	R&S®SMCVB-K298
Beidou	R&S®SMCVB-K407
Modernized BeiDou (1 satellite)	R&S®SMCVB-K432
Broadcast standards	
DVB-H/DVB-T	R&S®SMCVB-K252
DAB/T-DMB	R&S®SMCVB-K253
DVB-S2/DVB-S2X	R&S®SMCVB-K416
Other standards and modulation systems	
Multicarrier CW signal generation	R&S®SMCVB-K261
Additive white Gaussian noise (AWGN)	R&S®SMCVB-K262
NFC A/B/F	R&S®SMCVB-K289
OFDM signal generation	R&S®SMCVB-K414

Rohde & Schwarz GmbH & Co. KG (www.rohde-schwarz.com)

Rohde & Schwarz customer support (www.rohde-schwarz.com/support) Rohde & Schwarz training (www.training.rohde-schwarz.com)

R&S® is a registered trademark of Rohde & Schwarz GmbH & Co. KG | PD 3608.6325.32 | Version 01.00 | July 2020 (rk)

Trade names are trademarks of the owners | R&S®SMCV100B vector signal generator | Data without tolerance limits is not binding

Subject to change | © 2020 Rohde & Schwarz GmbH & Co. KG | 81671 Munich, Germany

Thurlby Thandar Instrument Distribution
Glebe Road, Huntingdon, PE29 7DR, UK
+44 (0)1480 412 451
sales@ttid.co.uk
www.ttid.co.uk

TTid.co.uk
THURLBY THANDAR
instrument distribution